



# GUJCOT TRADE ASSOCIATION

WEEKLY REPORT      30-MAY-2020

## Market Movement from 25th May 2020 to 30th May 2020

- During this week NY July future rallied to cross 59 cents but was not able to sustain and W/W settled nearly unchanged.
- US stand on Hong Kong matter created threat and market reacted downward.
- U.S. Export Sales was lower but continued presence of Chinese buying reflected on current and next year both. Shipment is yet slow to meet target put by the USDA.
- Indian arrivals picked up and crossed 75,000 bales a day. It shows farmer are still holding big quantities and eager to sale. CCI purchases half of the arrival.
- Indian basis is attractive so exporters and basis players are active byer in the market.
- Spinning Mills gradually increased their productions.
- India daily arrivals 75,000 to 80,000 Bales.
- Gujarat daily arrival 25,000 to 27,000 bales.
- Indian basis remained between -2.75 to -3.25.
- Indian Rupee remained stable between 75.62 to 75.95 against USD during this week.



# GUJCOT TRADE ASSOCIATION

## WEEKLY REPORT 30-MAY-2020

### Global

#### US Weekly Export Sales

- Net UPLAND sales of 44,600 RB for 2019-2020 were down 65 percent from the previous week and 85 percent from the prior 4-week average. Increases for China (58,600 RB), Vietnam (34,000 RB, including decreases of 6,300 RB), and Germany (200 RB), were offset by reductions primarily for Pakistan (12,100 RB), Thailand (9,200 RB), Turkey (8,800 RB), South Korea (7,400 RB), and Mexico (6,400 RB).
- For 2020-2021, net UPLAND sales of 1,71,900 RB were primarily for China (1,13,200 RB), Turkey (24,600 RB), Pakistan (11,400 RB), Thailand (9,700 RB), and South Korea (9,400 RB), were offset by reductions for Mexico (4,300 RB).
- UPLAND Exports of 2,67,400 RB were up 6 percent from the previous week, but down 4 percent from the prior 4-week average. Exports were primarily to Vietnam (84,300 RB), China (55,300 RB), Pakistan (52,900 RB), Turkey (30,500 RB), and South Korea (10,500 RB).
- Net sales of PIMA totaling 10,100 RB were up noticeably from the previous week and from the from the prior 4-week average. Increases were primarily for China (9,600 RB), Turkey (300 RB), and South Korea (200 RB).
- PIMA Exports of 1,400 RB were down 70 percent from the previous week and 76 percent from the prior 4-week average. The destinations were primarily to Pakistan (700 RB), Vietnam (300 RB), and India (200 RB).

US Export Sales	21-May-2020
<b>Marketing Year 2019-20</b>	
Upland Gross Sales	1,11,000
Cancellation	66,300
<b>Net Upland Sales</b>	<b>44,700</b>
PIMA Gross Sales	10,100
Cancellation	0
<b>Net PIMA Sales</b>	<b>10,100</b>
Total Gross Sales	1,21,100
Total Cancellation	66,300
<b>Total Net Sales</b>	<b>54,800</b>
<b>Shipments</b>	
UPLAND	2,67,400
PIMA	1,400
<b>Total Shipment</b>	<b>2,68,800</b>
<b>Marketing Year 2020-21</b>	
Net Upland Sales	1,71,900
Net PIMA Sales	0
<b>Total Net Sales</b>	<b>1,71,900</b>
All Figures in US Running Bale	



# GUJCOT TRADE ASSOCIATION

## WEEKLY REPORT 30-MAY-2020

### Gujarat Spot Rate Weekly Changes

Variety	Staple Length	Mic.	23-05-2020	30-05-2020	Change	Change (in Per.)
					W/W	W/W
Shankar 6	29 mm	3.8	32,550	32,300	-250	-0.77%
Shankar 6	28.5 mm	3.7	32,050	31,800	-250	-0.79%
V-797	13 % Trash		20,050	19,900	-150	-0.75%
MCX Spot Rate			15,750	15,610	-140	-0.90%
USD-INR Exchange			75.95	75.62	-0.33	-0.44%

### Average Rate of Last week

Variety	Staple Length	Mic.	Price Range		Average Of 6 Days
			Low	High	
Shankar 6	29	3.8	32,300	32,700	32,525
Shankar 6	28.5	3.7	31,800	32,100	31,983
Shankar 6	28	3.6	No Quote	No Quote	No Quote
Shankar 6	27	3.2	No Quote	No Quote	No Quote
Shankar 6	26	3.0	No Quote	No Quote	No Quote
V-797	13% Trash		19,900	20,100	19,983
MCX Spot Rate			15,610	15,750	15,650
USD Exchange Rate			75.62	75.95	75.72

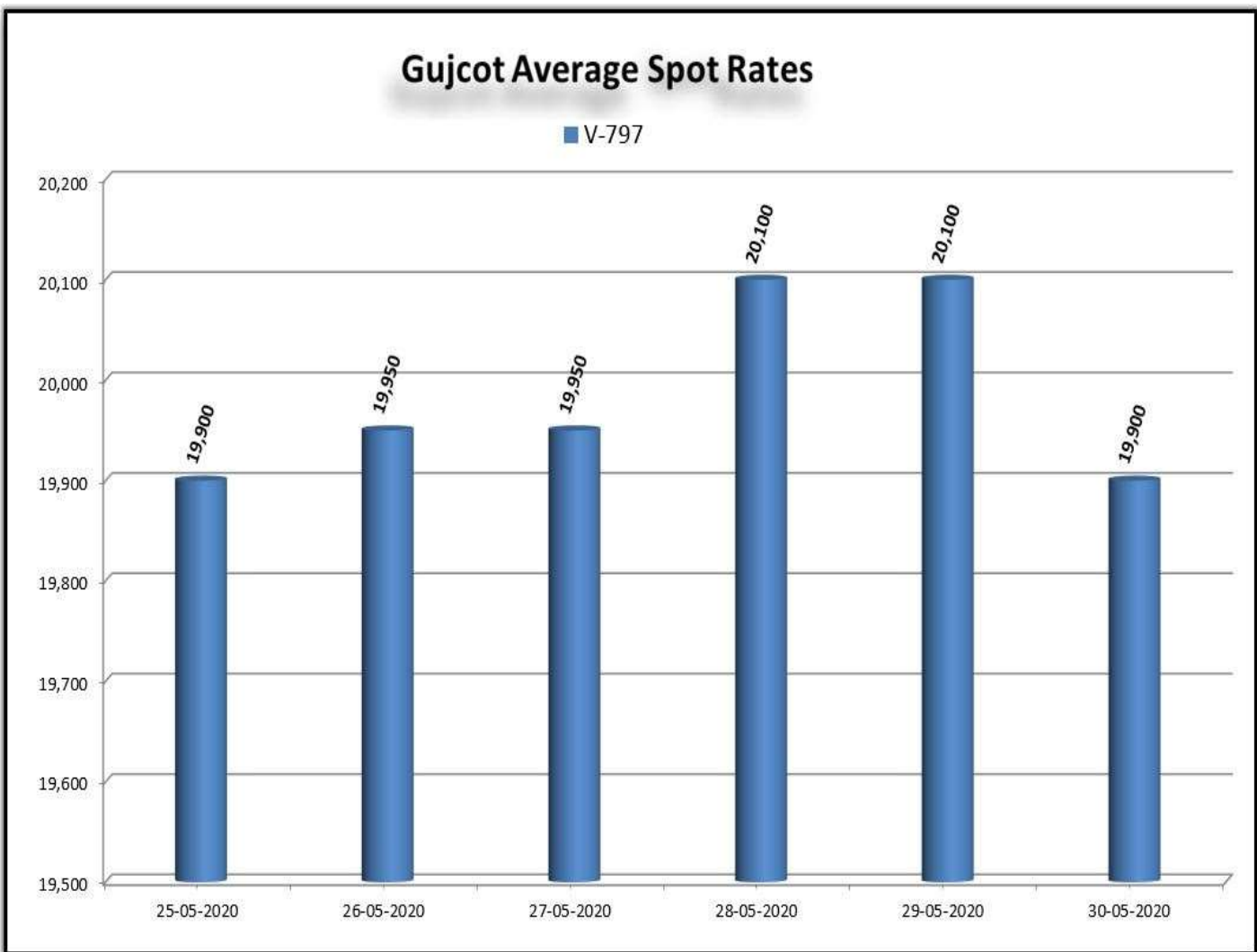
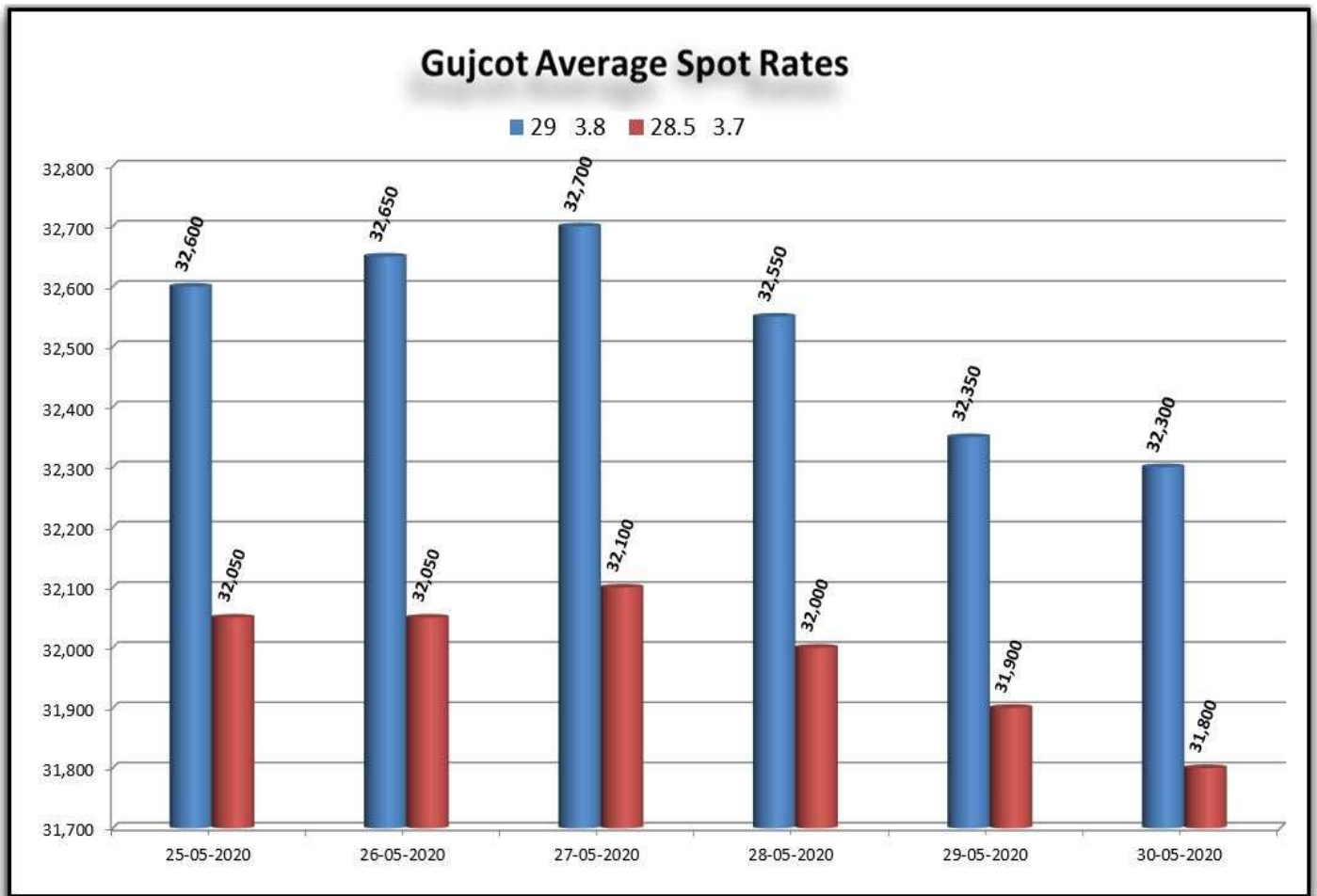
### Rate of Last Week

Date	29 3.8	28.5 3.7	V-797	MCX Spot Rate	USD-INR Exchange
25-05-2020	32,600	32,050	19,900	15,750	75.95
26-05-2020	32,650	32,050	19,950	15,660	75.66
27-05-2020	32,700	32,100	19,950	15,650	75.71
28-05-2020	32,550	32,000	20,100	15,620	75.74
29-05-2020	32,350	31,900	20,100	15,610	75.62
30-05-2020	32,300	31,800	19,900	15,610	75.62



# GUJCOT TRADE ASSOCIATION

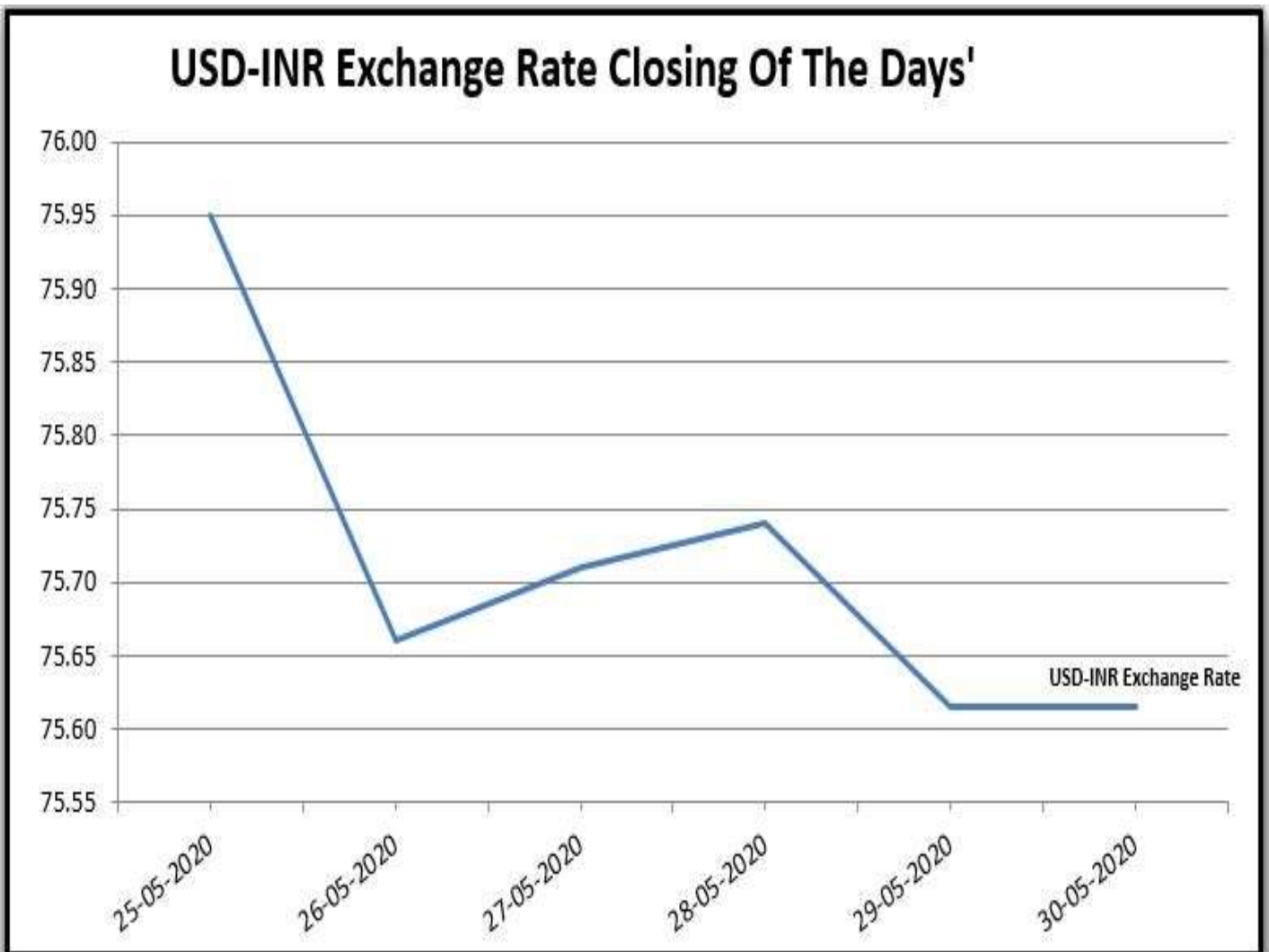
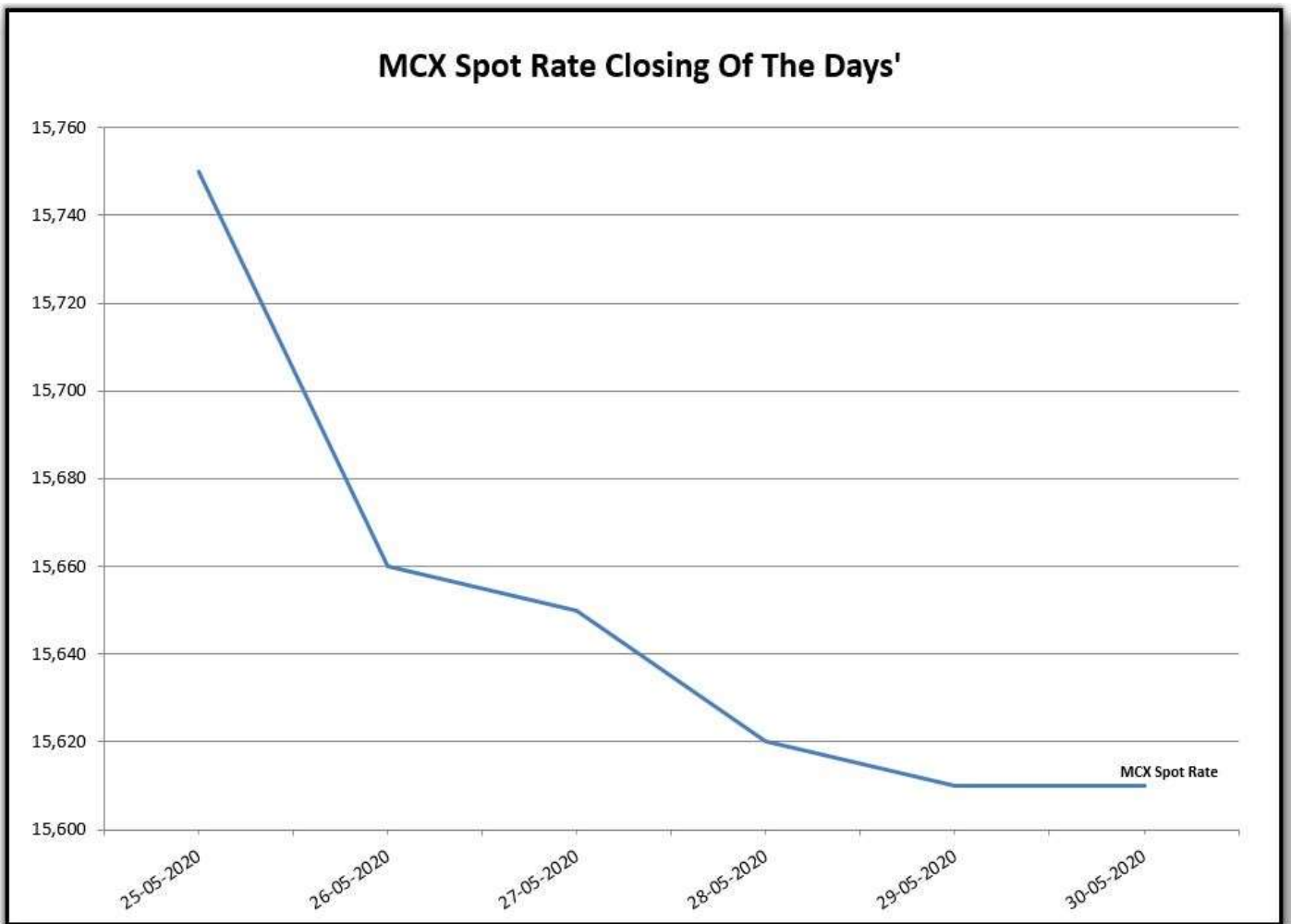
WEEKLY REPORT 30-MAY-2020





# GUJCOT TRADE ASSOCIATION

## WEEKLY REPORT 30-MAY-2020

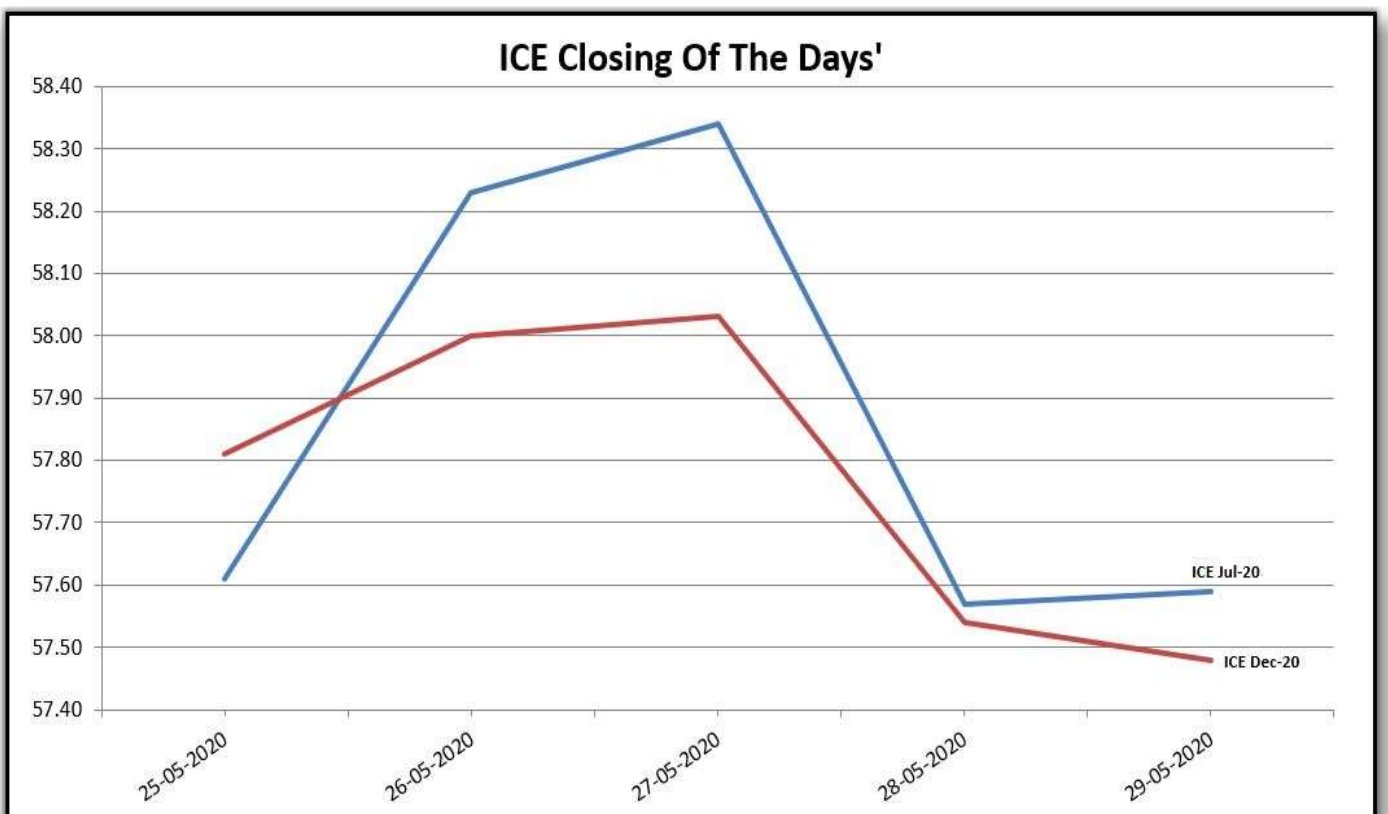
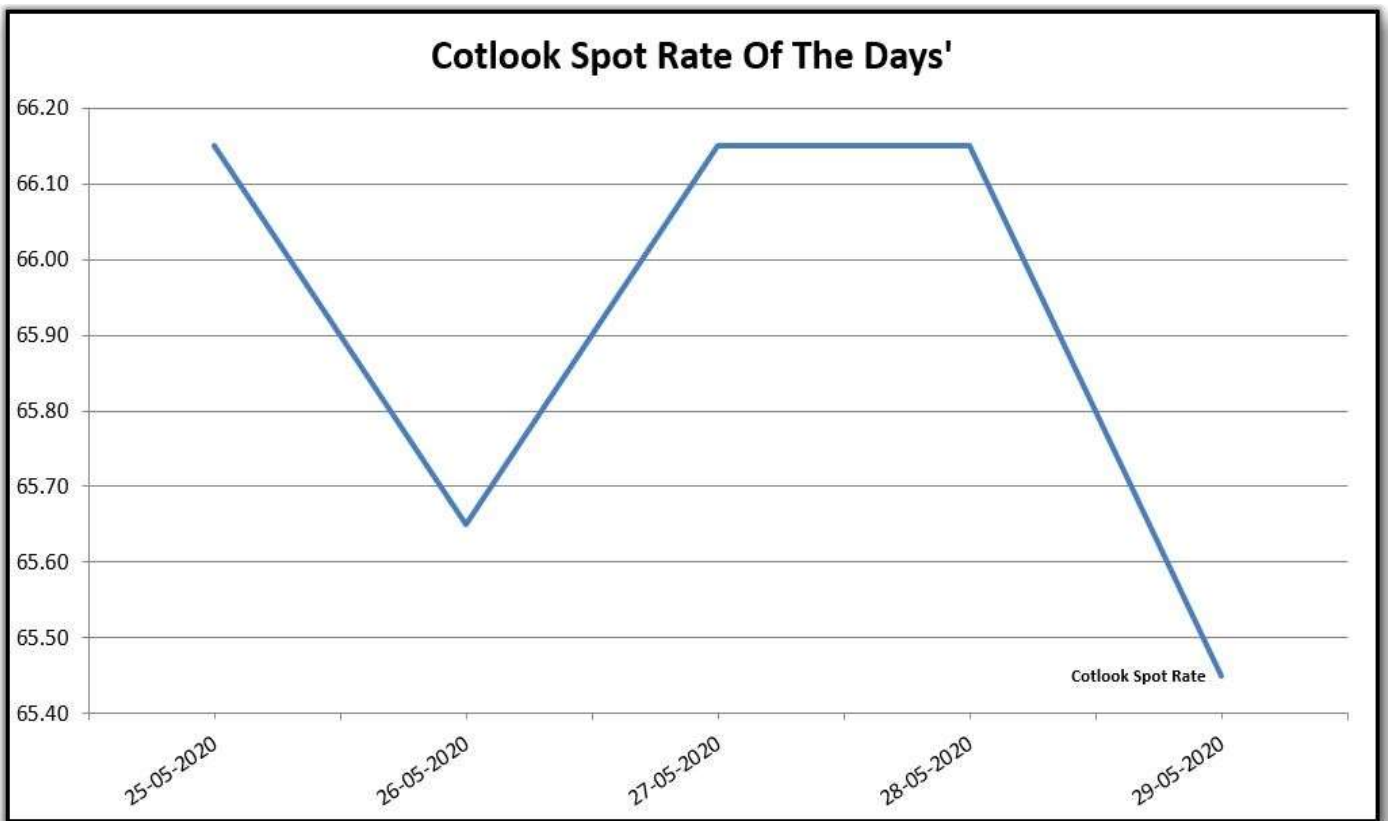




# GUJCOT TRADE ASSOCIATION

WEEKLY REPORT 30-MAY-2020

Foreign Indices			
Date	Cotlook	ICE	
	Spot Rate	Jul-20	Dec-20
25-05-2020	66.15	57.61	57.81
26-05-2020	65.65	58.23	58.00
27-05-2020	66.15	58.34	58.03
28-05-2020	66.15	57.57	57.54
29-05-2020	65.45	57.59	57.48





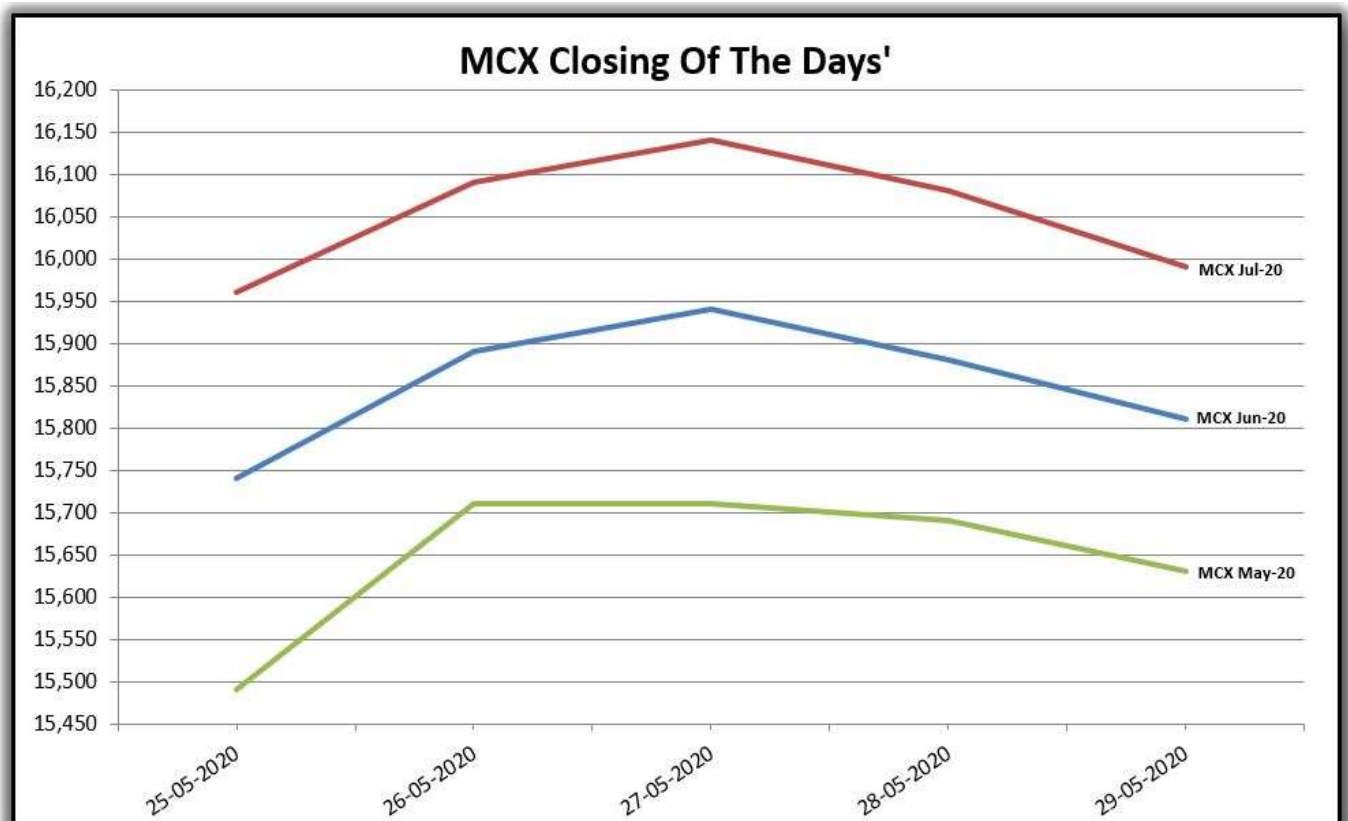
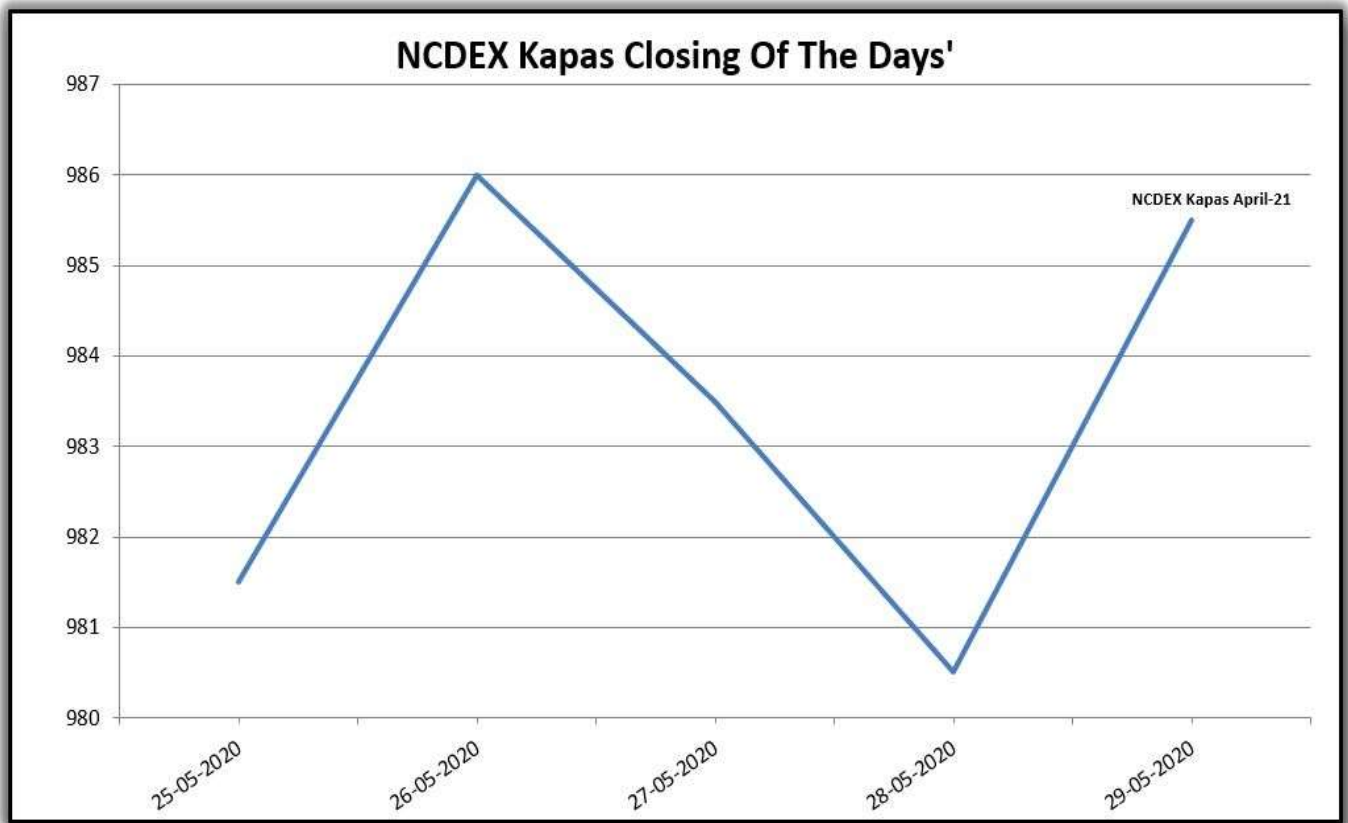


# GUJCOT TRADE ASSOCIATION

WEEKLY REPORT 30-MAY-2020

## Indian Indices

Date	NCDEX Kapas	MCX		
	30-Apr-2021	May-20	Jun-20	Jul-20
25-05-2020	981.50	15,490	15,740	15,960
26-05-2020	986.00	15,710	15,890	16,090
27-05-2020	983.50	15,710	15,940	16,140
28-05-2020	980.50	15,690	15,880	16,080
29-05-2020	985.50	15,630	15,810	15,990



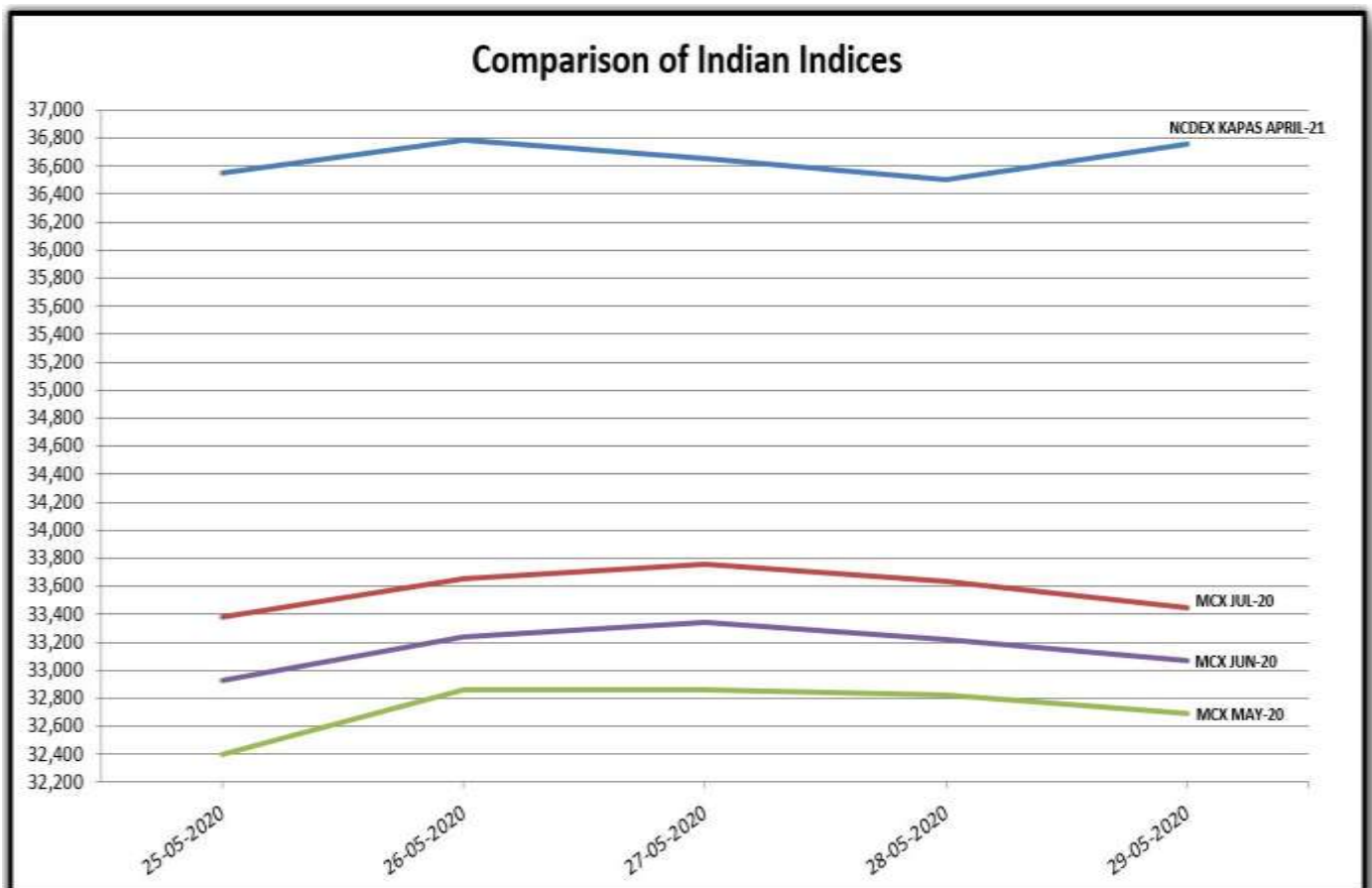


# GUJCOT TRADE ASSOCIATION

## WEEKLY REPORT 30-MAY-2020

Indian Indices in Candy Rate				
Date	NCDEX Kapas	MCX		
	April	May-20	Jun-20	Jul-20
25-05-2020	36,554	32,400	32,923	33,384
26-05-2020	36,789	32,861	33,237	33,655
27-05-2020	36,658	32,861	33,342	33,760
28-05-2020	36,501	32,819	33,216	33,635
29-05-2020	36,763	32,693	33,070	33,446

Remark :- For NCDEX Kapas we have taken seed rate 500/20 Kg to convert in Candy.



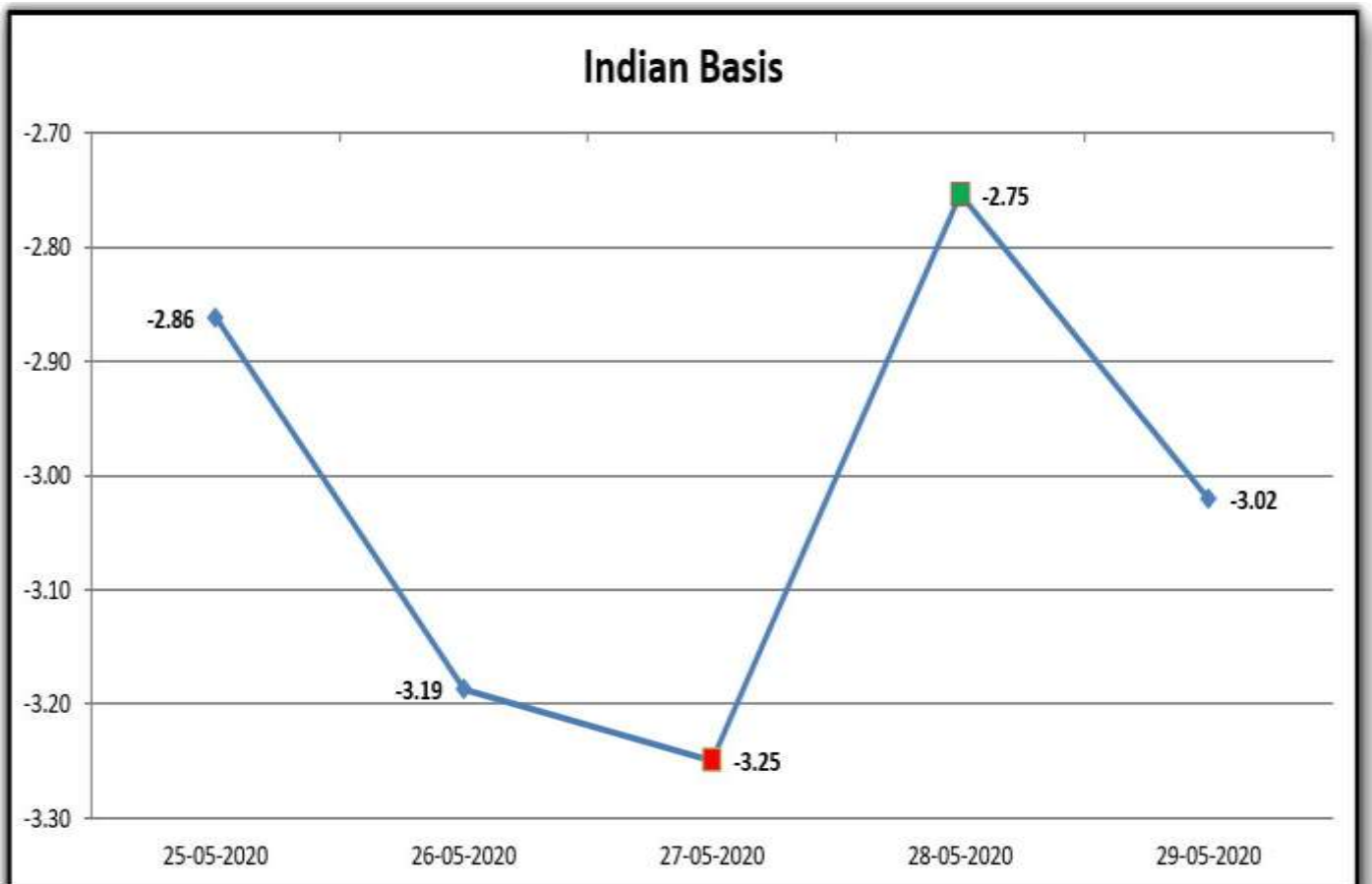




# GUJCOT TRADE ASSOCIATION

## WEEKLY REPORT 30-MAY-2020

Indian Basis					
DATE	29 MM	USD-INR	CENTS/LB	ICE JUL	BASIS
25-05-2020	32,600	75.95	54.75	57.61	-2.86
26-05-2020	32,650	75.66	55.04	58.23	-3.19
27-05-2020	32,700	75.71	55.09	58.34	-3.25
28-05-2020	32,550	75.74	54.82	57.57	-2.75
29-05-2020	32,350	75.62	54.57	57.59	-3.02





# GUJCOT TRADE ASSOCIATION

WEEKLY REPORT 30-MAY-2020

## IN THE WEEK AHEAD

- Friday at 2:30 p.m. Central – Commitments of Traders
- Monday at 3:00 p.m. Central – Crop Progress Report
- Thursday at 7:30 a.m. Central – Export Sales Report
- Thursday at 2:30 p.m. Central – Cotton-On-Call

One stop solution for all cotton related reports and information.

Visit <https://www.gujcot.com>. It's updated every day in real time.

You can view

- Gujarat Daily Spot Rate at 5:30 pm and Historical Data
- Gujarat Latest Pressing Report and Historical Data
- Daily Weather Report
- Cotton Advisory Board Balance sheet and Area, Production, Yield reports from cotton season 1991-1992 to 2017-2018 estimate available from Menu->Reports
- All Historical Gujcot Weekly Reports Menu->Reports
- All India Cotton Sowing data
- Gujarat Cotton Sowing District wise Report
- US Export Sales Report
- US Crop Progress Report
- China Cotton Auction Update
- International Cotton Indices and Spot Rates.
- USDA WASDE Report
- ICE Cotton On Call Report
- And All other National & International reports and upcoming events

## Report Sponsors:

Click on Sponsor's Logo to visit Sponsor's Website



Report prepared by

Kalpesh Patel

Manager

Gujcot Trade Association